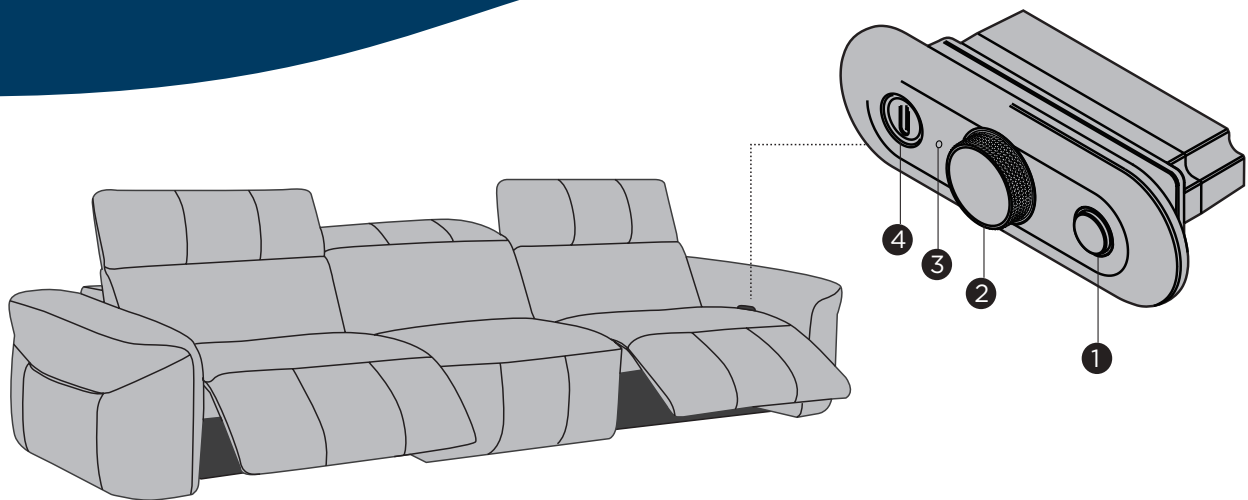


# Toggle Switch Instructions



If you purchased a sofa with dual motor (Rotary Switch) where the backrest and footrest can be controlled independently, please refer to the function description below:

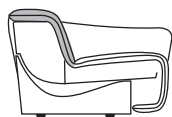
## THE FUNCTIONS AS FOLLOW

- 1. Reset Button:**  
Press and hold the reset button for 3 seconds to reset the functional sofa.
- 2. Rotary Button:**  
Slowly rotate the switch clockwise to gradually extend the footrest or recline the backrest.  
Rotate the switch clockwise quickly to extend the footrest or recline the backrest in a single spin.  
Slowly rotate the switch counterclockwise to gradually retract the footrest or return the backrest to the upright position.  
Rotate the switch counterclockwise quickly to reset the footrest or backrest in a single spin.  
Press the rotary button briefly to toggle between controlling the footrest and backrest functions
- 3. Microphone**
- 4. Type-C Charger**

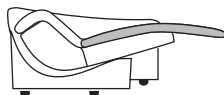
## FUNCTIONS DISPLAY:



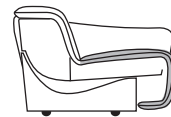
Extended  
Headrest



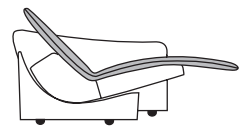
Headrest  
Down



Extended  
Footrest



Footrest  
Down



Fully Textended  
Function

**LONG live THE lazy™**  
L A Z B O Y®