




About The Range



Both modern and enduring, the Matteo offers a sense of sophistication that transcends the moment. A low-slung silhouette sits elevated atop sleek, brushed stainless steel sleigh legs. Its design features luxuriously deep-seated feather fibre cushioning, complemented by an organically contoured, plush armrest that's encased by the sleek, brushed stainless accent, which not only creates a sense of cohesion but achieves a distinguished textural contrast between the supple, natural aniline leather. With its striking presence, the Matteo extends an invitation to linger and savour moments of relaxation. Its tailored lines and understated class ensure timeless appeal, remaining relevant amidst changing trends. A true embodiment of relaxed modern luxury and exceptional craftsmanship.

Product Range

	WIDTH	DEPTH	HEIGHT
 3 Seater Sofa	2260mm	1040mm	830mm

How to measure

Get accurate measurements by referring to the below.



*Please note: variations in dimensions and appearance can occur due to construction differences in upholstery covering (fabric & leather). Measurements should be used as a guide only. Icons above are for demonstration purposes and are not a replica of the actual product.

Learn more about our furniture care & warranty support at hunterhome.co.nz or see us in-store
Furniture, homewares, design services & room designs to inspire | 0800 777 807