

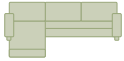



About The Range

Curves are here to stay! The organically influenced silhouette of our Monte 4.5 Seater with Curved Chaise undoubtedly commands attention as a focal masterpiece. Reminiscent of the maximalist furniture trends of the 70s and 80s, the Monte encapsulates the luxurious features, seamlessly transcending them into the modern day.

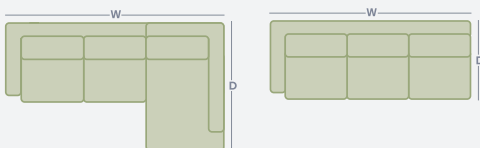
A sweeping asymmetrical curved chaise takes center stage, upholstered in a richly textured burnt ochre vintage chenille, drawing hues from nature's autumnal palette or a soothing neutral colourway, Aura Frost, that's just as irresistible. Evoking a sense of calm and relaxation from every sculptural curve, the Monte invites you to dive into its inviting embrace and experience cocooning comfort like never before.

Product Range

		WIDTH	DEPTH	HEIGHT
	4.5 Seater w/ LHF Curved Chaise	3470mm	1620mm	830mm
	4.5 Seater w/ RHF Curved Chaise	3470mm	1620mm	830mm

How to measure

Get accurate measurements by referring to the below.



*Please note: variations in dimensions and appearance can occur due to construction differences in upholstery covering (fabric & leather). Measurements should be used as a guide only. Icons above are for demonstration purposes and are not a replica of the actual product.

Learn more about our furniture care & warranty support at hunterhome.co.nz or see us in-store
Furniture, homewares, design services & room designs to inspire | 0800 777 807